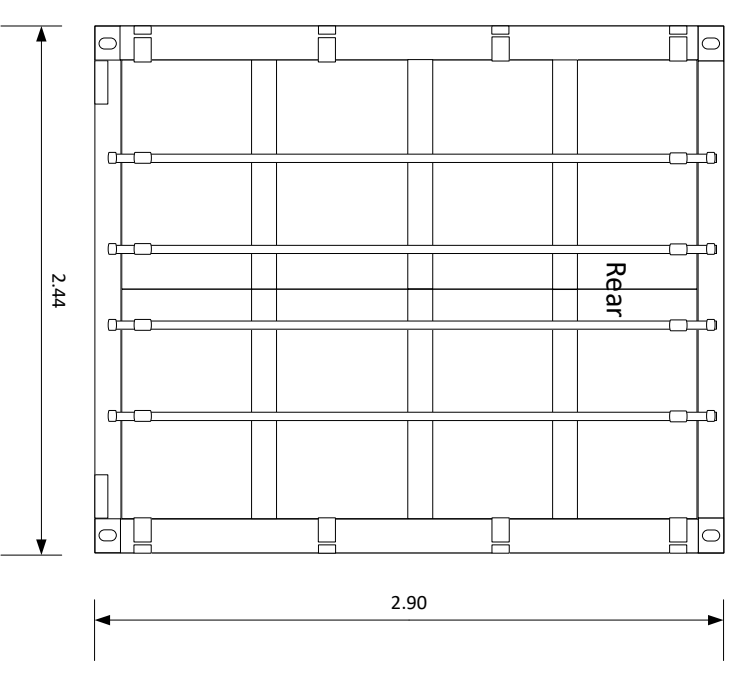






20' HC Container

20' Hi-cube Dry Freight Container

Scale 3cm = 1 m



Metres	External	Internal
Length	6.06	5.90
Width	2.44	2.35
Height	2.90	2.70

Door Opening

Width	2.34
Height	2.59

Cubic Capacity


37.4m³

MGW

30,480kg

Tare

2,315kg



6.06

1.00